

LED_decorative family

IP20

IK03



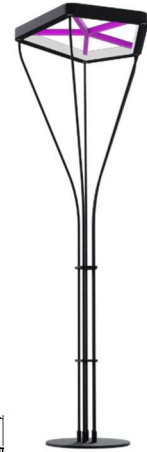
T_a25



**THE FAMILY OF ARCHITECTURAL INDIRECT LED WALL LIGHTS OPERATING AT 35W
220AC INPUT DELIVERING OUT STANDING PERFORMANCE OF 2100LM.**

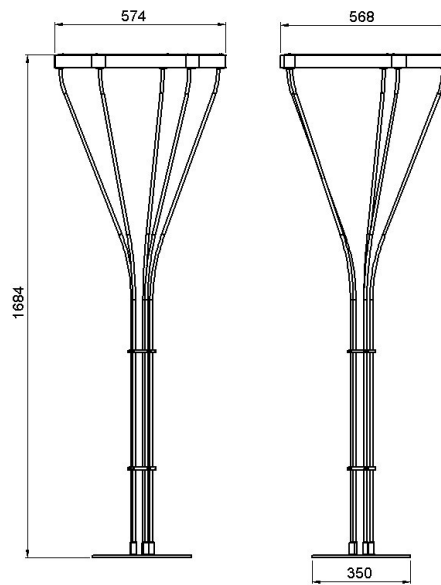
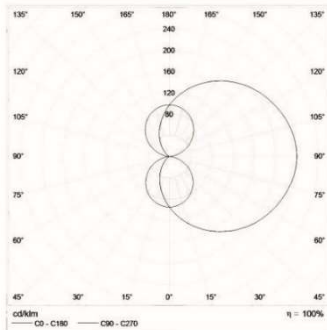
Technical description

Luminaire was designed to be use as a decorative stand light to illumination area where luxury atmosphere. Body material is the steel pipe with 35cm diameter iron base and diffuser is silicon sheet. The sleek and classic design of this indirect stand light is complemented by its advanced functionality. In addition, you change the color temperature of the light from a calming warm white to an invigorating day light/neutral tone. Its unique design makes for a great conversation piece while enhancing any kind of traditional, urban, contemporary, or minimalist decor.



Application

- Hotel
- Home
- Decorative



Correlated color temperature: 3000-6000 kelvin
Rated median useful life: 50000h L70 at 25°C
Luminaire input power: 35 w

Dimensions: 574 x 568 x 1684 mm
Total power: 35 w
Luminaire luminous flux: 2100 lm
Luminaire efficacy: 60 lm/w
Weight: 6 kg

Installation and Mounting

The possibility of placing the lamp in a standing position.